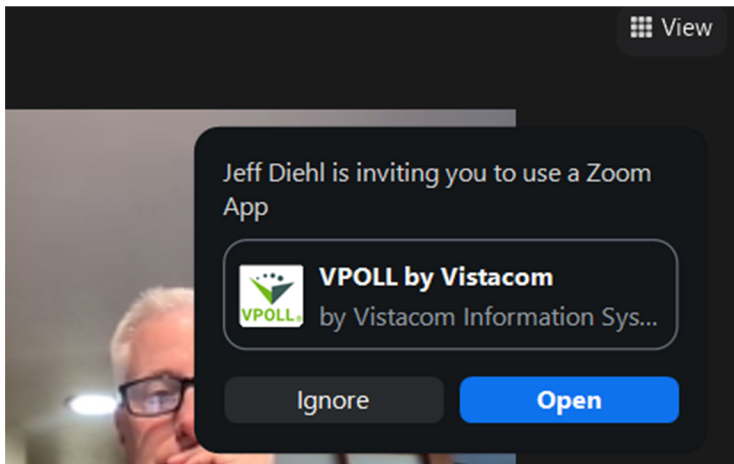
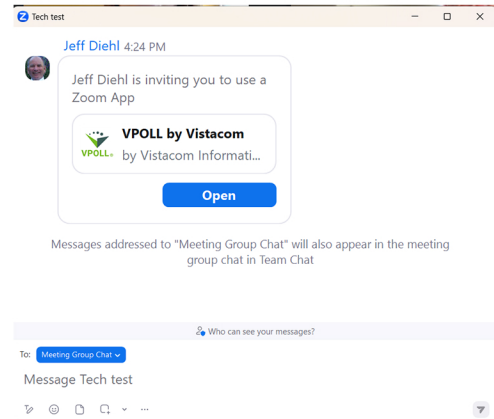


VPOLL Step by Step Instructions



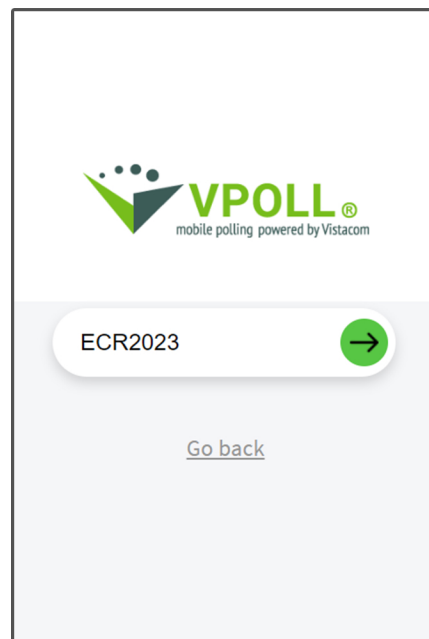
1. The invitation to open VPOLL will appear in the upper right hand corner of your Zoom window. Click Open



2. If you don't see the invitation please open the Chat window.



3. Click Participant

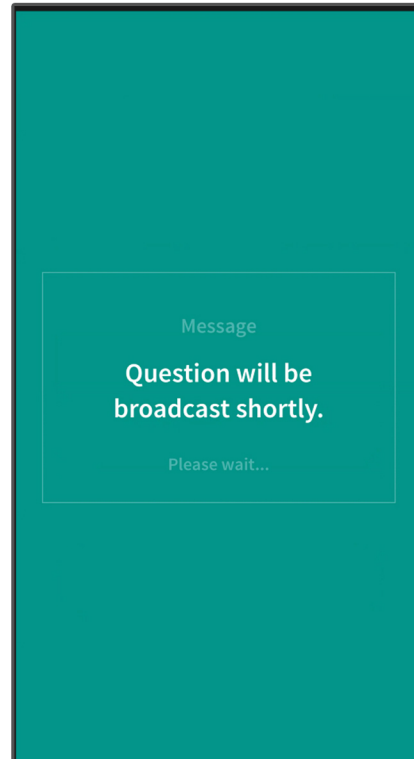


4. Enter the Access Code: ECR 2023

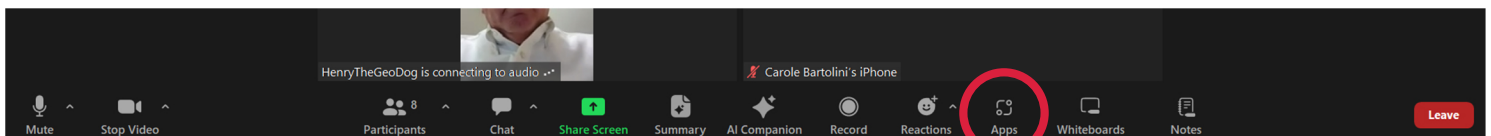
We will have Tech Chaplains available by email at ECRTechChaplain@gmail.com, and phone at (831) 296-2279.

3. Enter The Login:
Your Ten-Digit Phone Number*
and select your polling session.

*Please use the same phone number
you used to register



4. This screen will appear.
When questions are broadcast
your screen will automatically
update.



If you accidentally click out of the VPOLL window, you can bring it back up by clicking the Apps button at the bottom of your Zoom window. If that does not bring VPOLL back up, please open your chat window and click Open on the Invite from Jeff.

We will have Tech Chaplains available by email at
ECRTechChaplain@gmail.com, and phone at (831) 296-2279.